

**REQUIRED INFORMATION**

Quote  Order

Date of Order: \_\_\_\_\_ Dealer Account #: \_\_\_\_\_

Dealer Name: \_\_\_\_\_

PO #: \_\_\_\_\_ Tag \_\_\_\_\_

Purchasing Contact: \_\_\_\_\_

Phone: \_\_\_\_\_ Fax: \_\_\_\_\_

E-mail: \_\_\_\_\_

RTS/Therapist: \_\_\_\_\_

Ship to Address: \_\_\_\_\_

City: \_\_\_\_\_ Province: \_\_\_\_\_

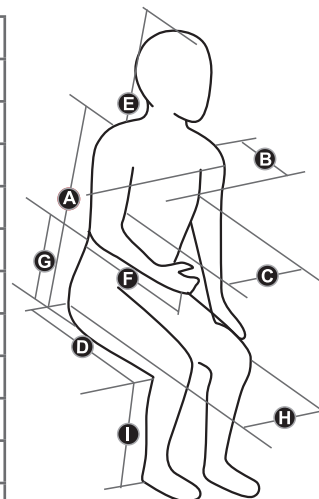
Postal Code: \_\_\_\_\_ Client Gender:  M  F

Special Client Conditions: \_\_\_\_\_

**REQUIRED MEASUREMENTS**

To ensure system is accurately configured please fill in all required

Client Height:	
Client Weight (lbs):	
A. Seat to Shoulder:	
B. Trunk Depth:	
C. Chest Width:	
D. Knee to Back:	
E. Seat to Top of Head:	
F. Elbow to Hand:	
G. Seat to Elbow:	
H. Hip Width:	
I. Knee to Heel:	
Cushion Thickness:	



**Customer Service: 1.866.748.7943 | Fax: 1.905.695.0583 | orderscdn@motionconcepts.com**



**BASE STATISTICS**

<b>ADP CODES</b>	WP0001443
<b>SUSPENSION SYSTEM</b>	Active Ride Control (ARC)
<b>BASE WIDTH</b>	23.25"
<b>BASE LENGTH</b>	36.5"
<b>DRIVE WHEEL SIZE <sup>(1)</sup></b>	14"
<b>CASTER WHEEL SIZE (front/rear)</b>	6"
<b>TURNING RADIUS</b>	20"
<b>DRIVETRAIN</b>	4-pole EAD Motors

<sup>(1)</sup> All X3 wheels come with solid inserts

<sup>(2)</sup> Actual driving range and speed may vary due to factors such as user weight, type and grade of terrain, battery condition & charge level; type and condition of the drive wheels, and variations in the drive and control systems.

<b>BATTERIES</b>	2 x M34
<b>BATTERY CHARGER</b>	8A, Off Board
<b>BATTERIES WEIGHT (each)</b>	38.5 lbs (M34) / 17.5 kg
<b>RANGE <sup>(2)</sup></b>	17.7 miles / 28.5 km/h
<b>WEIGHT CAPACITY</b>	200 lbs / 91 kg
<b>BASE WEIGHT (w/o batteries)</b>	157 lbs / 71 kg
<b>GROUND CLEARANCE</b>	3"
<b>MAXIMUM SPEED</b>	5.0 mph



Shown with Motion Concepts Single Post Back for Contour Backrest. See page 7

# Maxx Pediatric Rehab Seat on ROVI X3 R-Net Base

Dealer Name: \_\_\_\_\_  
 Dealer Account Number: \_\_\_\_\_  
 PO #: \_\_\_\_\_  
 Tag: \_\_\_\_\_

## X3/A3 BASE OPTIONS

- 888WNLEX3-RNET58  
**ROVI X3 5.8 MPH QUICK SPEED MOTORS<sup>(1)(2)</sup> . \$7,395**
- 888WNLEX3-RNET62  
**ROVI X3 6.2 MPH HIGH SPEED MOTORS<sup>(1)(2)</sup> . \$7,395**  
*must order OnTraxx Enhanced Driving Module*
- OEDM OnTraxx Enhanced Driving Module . . . . . \$1,175
- D51109 R-Net Expandable Controller . . . . . N/C

1. Price of the powerbase includes: Active Ride Control suspension, tie-down hardware for 4-point strap system, 8 amp off-board charger, flat free inserts and positioning belt. Weight capacity is 300 lbs.  
 2. When selecting an increased speed motor package there is a reduction in torque output by roughly 15%.

## FENDER COLOUR



- 800914-00200-03 **Blizzard White** . . . . . N/C
- 800914-00200-50 **Matte Black** . . . . . N/C
- 800914-00200-69 **Solar Yellow** . . . . . N/C
- 800914-00200-36 **Motion Green** . . . . . N/C
- 800914-00200-23 **Original Orange** . . . . . N/C
- 800914-00200-40 **Bright Blue** . . . . . N/C
- 800914-00200-21 **Red Delicious** . . . . . N/C
- 800914-00200-2C **Party Pink** . . . . . N/C
- 800914-00200-80 **Purple Reign** . . . . . N/C

## FENDER COLOUR WITH LIGHTS<sup>(1)</sup>

- 800914-00201-03 **Blizzard White** . . . . . \$995
- 800914-00201-50 **Matte Black** . . . . . \$995
- 800914-00201-69 **Solar Yellow** . . . . . \$995
- 800914-00201-36 **Motion Green** . . . . . \$995
- 800914-00201-23 **Original Orange** . . . . . \$995
- 800914-00201-40 **Bright Blue** . . . . . \$995
- 800914-00201-21 **Red Delicious** . . . . . \$995
- 800914-00201-2C **Party Pink** . . . . . \$995
- 800914-00201-80 **Purple Reign** . . . . . \$995

1. Fully integrated LED lighting kit. Includes headlights, taillights and turn signals. Must select Joystick for Lights feature or Omni for operation.

## WHEELCHAIR TRANSPORT BRACKETS

- XBKTS Wheelchair Transport Brackets<sup>(1)</sup> . . . . . STD

1. For unoccupied use only

## TIRE OPTIONS

- STIRES Standard Solid Tires . . . . . STD
- PTIRES Pneumatic Tires . . . . . N/C

## BATTERIES

- M34 SLD G MK Group Battery x 2 . . . . . \$650

## JOYSTICK SELECTION

- D51122 R-Net LED Joystick<sup>(1)(2)</sup> . . . . . N/C
- D51108 R-Net LED Joystick for Lights<sup>(1)</sup> . . . . . \$500
- D51165 R-Net Color Remote Joystick with Monojacks<sup>(1)(2)</sup> . . . . . \$875
- D50982 R-Net Color Remote Joystick with Monojacks for Lights<sup>(1)</sup> . . . . . \$975
- D51711 R-Net Advanced Joystick<sup>(1)(3)</sup> . . . . . \$1,595
- D50881 R-Net Omni Display for Specialty Drive Input<sup>(1)</sup> . . . . . \$1,395
- D50882 R-Net Attendant Control . . . . . \$995

1. Requires an R-Net Controller  
 2. Light package not available with this joystick  
 3. 3.5" high-resolution VGA colour display, IR Control as standard, includes integrated Bluetooth Module.

## ELECTRONIC OPTIONS

- D50883 R-Net Output Module (EMC)<sup>(1)(2)</sup> . . . . . \$995
- D51580 R-Net Bluetooth Module IOS Apple<sup>(1)(2)</sup> . . . . . \$895
- D51111 R-Net Bluetooth Module Android/PC<sup>(1)(2)</sup> . . . . . \$895
- SPH Smart Phone Holder . . . . . \$50
- MUSB Motion Dual USB Charger . . . . . N/C

1. Requires an R-Net Controller  
 2. Must order R-Net Colour Remote joystick with these options

## JOYSTICK MOUNT

- 800914-001-16-ML Fixed Joystick Mounting Left . . . . . N/C
- 800914-001-16-MR Fixed Joystick Mounting Right . . . . . N/C
- SAQL Height Adjustable Swing-Away Quad Link Left . . . . . \$344
- SAQR Height Adjustable Swing-Away Quad Link Right . . . . . \$344
- ARMS260-ROVI-ML Adjustable Swing-Away Mount - Omni Left . . \$339
- ARMS260-ROVI-MR Adjustable Swing-Away Mount - Omni Right . \$339

## JOYSTICK KNOB - OPTIONAL

- SA80941 "T" Handle for Joystick Knob . . . . . \$115
- SA72441 Ball Handle for Joystick Knob . . . . . \$115
- PC101B-20 BodyPoint Joystick Handle 3" U-Shaped . . . . . \$120
- PC102B-20 BodyPoint Joystick Handle 4" U-Shaped . . . . . \$120
- PC107B-20 BodyPoint Joystick Handle Domed Rubber . . . . . \$120

## ELECTRONIC PROGRAMMER - OPTIONS

- D50612 R-Net PC Programmer with Dongle . . . . . \$603
- D50996 Diagnostic Test Tool (DTT) with VR2 & RNet Cables . \$1,876

**Maxx Pediatric Rehab Seat on ROVI X3 R-Net Base**

Dealer Name: \_\_\_\_\_

Dealer Account Number: \_\_\_\_\_

PO #: \_\_\_\_\_

Tag: \_\_\_\_\_

**SEAT-TO-FLOOR HEIGHT<sup>(1)</sup>**

- STF1875 18.75" Seat-To-Floor ..... N/C
- STF1975 19.75" Seat-To-Floor ..... N/C
- STF2075 20.75" Seat-To-Floor ..... N/C

1. Seat-to-floor height is measured at the front of the seat pan based on a standard seat size. Seat-to-floor height may vary +/- .25" dependent on condition of the power base and seat depths greater than 18"

**REHAB SEATING SYSTEM**

- D0195 Maxx Adjustable Pediatric Rehab Seat ..... \$1,200

**SEAT WIDTH SETTINGS**

- MSW11 11" Wide (Adjustable from 11" to 15") ..... N/C
- MSW12 12" Wide (Adjustable from 11" to 15") ..... N/C
- MSW13 13" Wide (Adjustable from 11" to 15") ..... N/C
- MSW14 14" Wide (Adjustable from 11" to 15") ..... N/C
- MSW15 15" Wide (Adjustable from 11" to 15") ..... N/C

**ULTRA RAIL SEAT DEPTH SETTINGS**

- MSD11 11" Deep (Adjustable from 11" to 15") ..... N/C
- MSD12 12" Deep (Adjustable from 11" to 15") ..... N/C
- MSD13 13" Deep (Adjustable from 11" to 15") ..... N/C
- MSD14 14" Deep (Adjustable from 11" to 15") ..... N/C
- MSD15 15" Deep (Adjustable from 11" to 15") ..... N/C

**MATRIX SEATING OPTIONS**

- Matrix Cushions available on page 6
- Matrix Backs available on page 6/7
- Matrix Headrests available on page 7



**LAP BELTS**

- BELT35 Push Button Style Lap Belt, Length 35" . . . STD
- BELT48 Push Button Style Lap Belt, Length 48" . . . N/C
- MBPHB Mini BP Padded Hip Belt 2 point<sup>(1)</sup> . . . . \$175

1. Adjustable from 14" to 41" in length, pad is 13" x 1.5" in length

**CHEST STRAP**

- MFUXS BP Monoflex, Underarm RLS - XS(2.75"x12.25") \$195
- MFUS BP Monoflex, Underarm RLS - S(3"x15.5") . . . \$195
- MFCXS BP Monoflex, Center RLS - XS(2.75"x15.25") . . \$195
- MFCS BP Monoflex, Center RLS - S(3"x15.5") . . . . \$195
- MINIFLEX-XS Miniflex Abdominal support Band 4.5" H for Matrx Mini backs 11"-14" wide . . . . \$245
- MINIFLEX-S Miniflex Abdominal Support Band 6" H for Matrx Mini backs 11"-14" wide . . . . \$245

**MOTION CONCEPTS HEADREST OPTIONS**

- MCSH Motion Concepts Standard ..... N/C
- FM Fixed Mounting (non-removable)..... N/C
- MAHU Motion Concepts Multi-Axis Rem.HDW ..... \$195
- OHR Omit: Headrest ..... N/C

**MATRIX HEADRESTS OPTIONS**

Matrix Elan Headrests and Hardware available on page 7



**STANDARD BACK CANES<sup>(1)</sup>**

- SBC14 14" Straight Back Canes ..... STD
- SBC16 16" Straight Back Canes ..... STD
- SBC18 18" Straight Back Canes ..... STD
- SBC20 20" Straight Back Canes ..... STD

Select Cane Angle 75° 79° 85° 90° 95° 101° 106° 112° 116°  
BA75 BA79 BA85 BA90 BA95 BA101 BA106 BA112 BA116

1. Canes will be set at 90° angle and are adjustable from 75° to 116°

**FINISHED BACK HEIGHT<sup>(1)(2)</sup>**

- 14" 15" 16" 17" 18" 19" 20" 21" 22"  
FBT14 FBT15 FBT16 FBT17 FBT18 FBT19 FBT20 FBT21 FBT22
- 23" 24" 25"  
FBT23 FBT24 FBT25

1. 4" Gap from the seat pan to the bottom of back pan is recommended.  
2. Finished back height is measured from seat pan to top of backrest.

**BACK OPTIONS**

- SRB Standard Rehab Back & Cushion . . . . . \$125
- SLING Sling Back Fabric . . . . . \$125
- ORBC Omit Rigid Back & Cushion . . . . . N/C

**MATRIX BACKREST OPTIONS**

Matrix Backs available on page 6/7



**ARMRESTS**

- PDP1 Pediatric Dual Post Adj.Height 6.5"-9.5" . . . . STD
- PDP2 Pediatric Dual Post Adj.Height 9.75"-12.75" . . STD
- PDP3 Pediatric Dual Post Adj. Height 12.75"-15.75" . STD

**ARMREST TUBE LENGTH - PLEASE SPECIFY**

- ATFL Left Full . . . . . STD
- ATDL Left Desk . . . . . STD
- ATFR Right Full . . . . . STD
- ATDR Right Desk . . . . . STD

# Maxx Pediatric Rehab Seat on ROVI X3 R-Net Base

Dealer Name: \_\_\_\_\_

Dealer Account Number: \_\_\_\_\_

PO #: \_\_\_\_\_

Tag: \_\_\_\_\_

## ARM PADS

### Standard

- SAPFL Left Full (2.25" x 14") . . . . . STD
- SAPDL Left Desk (2.25" x 10") . . . . . STD
- SAPFR Right Full (2.25" x 14") . . . . . STD
- SAPDR Right Desk (2.25" x 10") . . . . . STD

### Waterfall Arm Pads

- WAPFL Left Full (13") . . . . . N/C
- WAPDL Left Desk (9") . . . . . N/C
- WAPFR Right Full (13") . . . . . N/C
- WAPDR Right Desk (9") . . . . . N/C

### Modular Arm Pad - Left<sup>(1)</sup>

- MAPTFL Left Tray Full (14") . . . . . \$95
- MAPTDL Left Tray Desk (10") . . . . . \$95

Select Pad Insert below:

- ISSFL Iskin - Integrated soft skin foam
- SCVFL Startex Covered Visco foam

### Modular Arm Pad - Right<sup>(2)</sup>

- MAPFR Right Tray Full (14") . . . . . \$95
- MAPDR Right Tray Desk (10") . . . . . \$95

Select Pad Insert below:

- ISSFR Iskin - Integrated soft skin foam
- SCVFR Startex Covered Visco foam

### Flat Multi Position Arm Pads

- MPAFL Left Full (14") . . . . . \$150
- MPADL Left Desk (10") . . . . . \$150
- MPAFR Right Full (14") . . . . . \$150
- MPADR Right Desk (10") . . . . . \$150

### Gel Pads

- GAPNL Narrow Left (2" x 12") . . . . . \$88
- GAPNR Narrow Right (2" x 12") . . . . . \$88
- GAPWL Wide Left (3.5" x 12") . . . . . \$96
- GAPWR Wide Right (3.5" x 12") . . . . . \$96
- GAPLL Long Left (3.5" x 14") . . . . . \$103
- GAPLR Long Right (3.5" x 14") . . . . . \$103

- OMIT Omit Armpads(7/8" diameter tube) . . . . . N/C

1. Requires interchangeable pad insert.

## STANDARD FRONT RIGGING

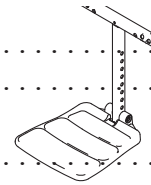
- FCMP Fixed Center Mount Platform<sup>(1)</sup> . . . . . N/C
- IFP Comes with a rubber coated footplate (11.5" W x 10") . . . . . N/C

Select seat pan to footplate:

- SPTF12 6" - 13" . . . . . N/C
- SPTF2 13" - 17" . . . . . N/C

Set at:

- SA70 Set at 70° . . . . . N/C
- SA90 Set at 90° . . . . . N/C
- SA97 Set at 97° . . . . . N/C



1. 3" ground clearance required.

## MANUAL CENTER MOUNT FRONT RIGGING

- MSFCMFP Maxx Style Fixed Center Mount Foot Platform<sup>(1)(2)</sup> . . . . . \$395
- With Quick Release Height Adjustment

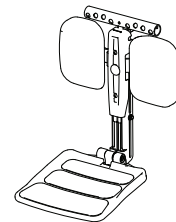
- IFP Comes with a rubber coated footplate (11.5" W x 10") . . . . . N/C
- ICP Comes standard with individual calf pads. . . . . N/C

Select seat pan to footplate:

- SPTF13 8" - 13" . . . . . N/C
- SPTF14 13" - 19" . . . . . N/C

Set at:

- SA70 Set at 70° . . . . . N/C
- SA90 Set at 90° . . . . . N/C
- SA97 Set at 97° . . . . . N/C



1. Depth and height adjustable.  
2. 3" ground clearance required.

## FOOT PLATFORM OPTIONS FOR MAXX CMFP



- SFFP Small Foot Platform<sup>(1)</sup>(12"w x 8.5"d) . . . . \$180
- MFFP Medium Platform<sup>(1)</sup> (12"w x 10.75"d) . . . . \$180

1. May need to adjust leg position to avoid interference with front castors

**Maxx Pediatric Rehab Seat on ROVI X3 R-Net Base**

Dealer Name: \_\_\_\_\_  
 Dealer Account Number: \_\_\_\_\_  
 PO #: \_\_\_\_\_  
 Tag: \_\_\_\_\_

**SWING AWAY LEGREST**

- HD70 Heavy Duty 70° Swing Away Footrest(pair)<sup>(1)(2)</sup> . \$495
- Select Receivers:
- RS Straight Receivers ..... N/C
  - RF Flared 1" Outward Receivers ..... N/C
- Select Seat Pan to Footplate:
- SPTF11 Seat pan to footplate 6"-10" .....N/C
  - SPTF8 Seat pan to footplate 11"-15" .....N/C
  - SPTF2 Seat pan to footplate 13"-17" .....N/C
  - HDFCP Flat Calf Pad Option (pair) ..... \$275

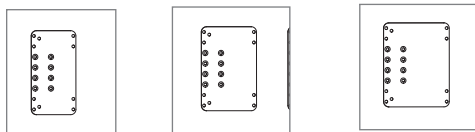
1. Must choose footplate on page 6  
 2. Heavy duty durable construction (4.5lbs ea.).

**SWING AWAY LEGREST**

- I70SAF Invacare 70° Swingaway Footrests (Pair) ..... \$325
  - I70-CF Comes with composite foot plates ..... N/C
  - 90SWING Invacare 90° Swingaway Footrests with AT5543 Adjustable Angle Foot plates, Heel Loops and Impact Guards<sup>(1)</sup> (Range 4.5"-7.5")(Pair) . . . . \$450
- Select Seat Pan to Footplate<sup>(1)</sup>:
- SPTF11 Seat pan to footplate 6"-10" .....N/C
  - SPTF8 Seat pan to footplate 11"-15" .....N/C
  - SPTF2 Seat pan to footplate 13"-17" .....N/C

1. For optional Seat pan to footplate extensions on 90SWING you must order with Motion Concepts Foot plates

**FOOTPLATE SIZE SELECTION**



1. Certain footplate sizes may not fit all seat widths depending on legrests selected.

**ADJUSTABLE ANGLE FOOTPLATES**

- AFSL Left Small Footplate (4.25"W x 8"D) ..... \$165
- AFSR Right Small Footplate (4.25"W x 8"D) ..... \$165
- AFML Left Medium Footplate (5.25"W x 8"D) ..... \$165
- AFMR Right Medium Footplate (5.25"W x 8"D) ..... \$165
- AFLL Left Large Footplate (6.25"W x 8"D) ..... \$165
- AFLR Right Large Footplate (6.25"W x 8"D) ..... \$165

**MULTI-AXIS ADJUSTABLE ANGLE FOOTPLATES**

- MFSL Left Small Footplate (4.25"W x 8"D) ..... \$225
- MFSR Right Small Footplate (4.25"W x 8"D) ..... \$225
- MFML Left Medium Footplate (5.25"W x 8"D) ..... \$225
- MFMR Right Medium Footplate (5.25"W x 8"D) ..... \$225
- MFLL Left Large Footplate (6.25"W x 8"D) ..... \$225
- MFLR Right Large Footplate (6.25"W x 8"D) ..... \$225

**HEEL LOOPS, CUPS AND TOE STRAPS**

- HLL Left Heel Loop (each) ..... \$20
- HLR Right Heel Loop (each) ..... \$20
- HCL Left Cup Loop (each) ..... \$20
- HCR Right Cup Loop (each) ..... \$20
- TSL Left Toe Strap (each) ..... \$20
- TSR Right Toe Strap (each) ..... \$20

**THORACIC LATERALS AND HIP/KNEE SUPPORTS**

- Matrx Laterals please see page 6/7
- Maxx Laterals and Hip/Knee supports please see page 8

**ADDITIONAL OPTIONS & ACCESSORIES**

- NAO2H Non-Articulating O<sup>2</sup> Gas Holder<sup>(1)</sup> . . . . . \$395
- NAIPL Non-Articulating IV Pole User's Left. . . . \$395
- NAIPR Non-Articulating IV Pole User's Right . . . \$395
- THS Transfer Handles 4" - 6.5" . . . . . \$350
- THL Transfer Handles 9" - 11.5" . . . . . \$350
- FFLTL Flip and Fold Away 1/2 Lap Tray Left Mounting(14"W x 10"D)<sup>(3)</sup> . . . . . \$795
- FFLTR Flip and Fold Away 1/2 Lap Tray Right Mounting(14"W x 10"D)<sup>(2)(3)</sup> . . . . . \$795

1. Client weight capacity is 225 lbs when using an O2 holder. The maximum weight capacity of the O2 holder is 20 lbs.  
 2. Not available on joystick side and only available with a flat arm pad or modular arm pad.  
 3. The maximum weight capacity of the tray is 10 lbs.

**INSTALLATION**

- MCI Installation by Motion Concepts. . . . . N/C

**Total Retail Value \$** \_\_\_\_\_

**PLEASE SPECIFY PAGES INCLUDED**

- Pages 1-5 Excludes Matrx and Maxx Seating Accessories
- Pages 1-8 Complete Order Form

**Maxx Pediatric Rehab Seat on ROVI X3 R-Net Base**

Dealer Name: \_\_\_\_\_

Dealer Account Number: \_\_\_\_\_

PO #: \_\_\_\_\_

Tag: \_\_\_\_\_

**CUSHION COVER REFERENCE GUIDE**

Cushion	Kid*ab*ra	Meshtex	Startex/ Spacetex	Pink Lollipop/ Blue Blizzard	Infection Control
PS/PSP	N/C	N/A	<b>STD</b>	<b>STD</b>	Reversible
Kid*ab*ra	<b>STD</b>	\$103	N/A	\$103	N/A
Vi	\$103	<b>STD</b>	\$103	\$103	N/A
Libra/Libra Adjust	N/A	N/A	<b>STD</b>	N/A	\$50

**BACK COVER REFERENCE GUIDE**

Back	Kid*ab*ra	Meshtex	Startex	Pink Lollipop	Blue Blizzard	Infection Control
Mini	STD	N/A	N/C	N/C	N/C	N/A
Elite	N/A	N/A	N/A	N/A	N/A	N/A
Elite TR	N/A	N/A	N/A	N/A	N/A	N/A
Elite Deep	N/A	N/A	STD	N/A	N/A	N/A
PB	N/A	N/A	STD	N/A	N/A	N/A
PB Deep	N/A	N/A	STD	N/A	N/A	N/A

**MATRIX SEAT CUSHION OPTIONS**

Matrx Libra Adjust Seat Cushion 14" - 15" wide ..... \$985

- LC1414-ADJ    LC1416-ADJ    LC1516-ADJ

Matrx Libra Seat Cushion 14" - 15" wide ..... \$745

- LC1414    LC1416    LC1516

**Fabric Options for Libra/Libra Adjust Cushions**

- SFLF Spacetex ..... N/C  
 ICFL Infection Control ..... N/C

Matrx PS Seat Cushion 11" - 14" wide ..... \$569

- PS1112    PS1114    PS1212    PS1214    PS1312    PS1314  
 PS1412    PS1414

Matrx PSP Seat Cushion 16" - 20" wide ..... \$645

- PSP1112    PSP1114    PSP1212    PSP1214    PSP1312  
 PSP1314    PSP1412    PSP1414

**Fabric Options for PS/PSP Cushions**

- CV-K Startex (None Reversible) ..... N/C  
 CV-P Pink Lollipop (None Reversible) ..... N/C  
 CV-B Blue Blizzard (None Reversible) ..... N/C

Matrx Kid\*ab\*ra Cushion 11" - 14" wide ..... \$576  
*(Comes standard with Kid\*ab\*bra fabric)*

- KA1212-VI    KA1214-VI    KA1412-VI    KA1414-VI

**Fabric Options for Kidabra Cushions**

- CV-M Meshtex (None Reversible) ..... \$103  
 CV-P Pink Lollipop (None Reversible) ..... \$103  
 CV-B Blue Blizzard (None Reversible) ..... \$103

Matrx Vi Seat Cushion 14" wide ..... \$624

- MA1415-VI

**UPGRADABLE BACK OPTIONS**

Matrx Mini Back 11" - 14" wide ..... \$845

*(Comes standard with Kid\*ab\*bra fabric)*

- MINI1010    MINI1012    MINI1110    MINI1112  
 MINI1210    MINI1212    MINI1214    MINI1310  
 MINI1312    MINI1314    MINI1410    MINI1412  
 MINI1414

**Fabric Options for Mini Back**

- MINI-S Startex (None Reversible) ..... N/C  
 MINI-P Pink Lollipop (None Reversible) ..... N/C  
 MINI-B Blue Blizzard (None Reversible) ..... N/C

HIMINI Chest Harness Interface Kit for PB Back<sup>(1)(2)</sup> ... \$110

**MATRIX MINI FIXED LATERALS - FOR MINI BACKS**

Matrx MINI Fixed Lateral with Pad

- MINILATL LEFT (4.5" x 3") ..... \$130  
 MINILATR RIGHT (4.5" x 3") ..... \$130

**MATRIX MINI SWING AWAY LATERALS - FOR MINI BACKS**

MINI Swing Away Lateral Mounting Hardware

- SAHMINIL LEFT SIDE ..... \$250  
 SAHMINIR RIGHT SIDE ..... \$250

Mini Lateral Trunk Support RIGHT(each)

Select Pad Size:

- EPADXSR XS(3.25"x4.25") ..... \$115  
 EPADSR S(3.5"x5.25") ..... \$115

Mini Lateral Trunk Support LEFT(each)

Select Pad Size:

- EPADXSL XS(3.25"x4.25") ..... \$115  
 EPADSL S(3.5"x5.25") ..... \$115

**Fabric Options for Mini Lateral Trunk Supports**

- MINILAT-K Startex (None Reversible) ..... N/C  
 MINILAT-P Pink Lollipop (None Reversible) ..... N/C  
 MINILAT-B Blue Blizzard (None Reversible) ..... N/C

**Maxx Pediatric Rehab Seat on ROVI X3 R-Net Base**

Dealer Name: \_\_\_\_\_

Dealer Account Number: \_\_\_\_\_

PO #: \_\_\_\_\_

Tag: \_\_\_\_\_

**UPGRADABLE BACK OPTIONS - CONTINUED**

**NEW** **Matrx Elite E2 Back 14" - 20" wide/14"/16"H(3" Contour) . \$965**  
E2S1414    E2S1416    E2S1514    E2S1516

**NEW** **Matrx Elite E2 Back 14" - 20" wide/18"/20"H(3" Contour)... \$995**  
E2S1418    E2S1420    E2S1518    E2S1520

**NEW** **Matrx Elite E2 Deep Back 14" - 20" wide/14"/16"H (6" Contour)\$1,125**  
E2D1414    E2D1416    E2D1514    E2D1516

**NEW** **Matrx Elite E2 Deep Back 14" - 20" wide/18"/20"H (6" Contour)\$1,155**  
E2D1418    E2D1420    E2D1518    E2D1520

**Matrx Elite Back 14" - 15" wide (3" Contour) \$766**  
PBE1410    PBE1412    PBE1414    PBE1416    PBE1418  
PBE1420    PBE1510    PBE1512    PBE1514    PBE1516  
PBE1518    PBE1520

**Matrx Elite TR Back 15" wide . . . . . \$866**  
PBE1516-TR    PBE1518-TR    PBE1520-TR

**Matrx Elite Deep Back 14" - 15" wide . . . . . \$918**  
EDB1412    EDB1416    EDB1418    EDB1420  
EDB1510    EDB1512    EDB1514    EDB1516  
EDB1518    EDB1520

**Matrx PB Back 14"(5" Contour)..... \$734**  
MPB1412    MPB1416

**Matrx PB Deep Back 14" (7" Contour) . . . . . \$892**  
MPBD1412    MPBD1416

**OTHER UPGRADABLE BACK OPTIONS**

EBSS    Super Soft Foam for Elite Back Upgrade . . . \$103  
WSCU    Infection Control Cover for Elite/PB Backs . . \$103  
*purchased with back*  
WSC    Infection Control Cover for Elite/PB Backs . . \$150  
*purchased with without back*  
CHIEB    Chest Harness Interface Kit for Elite Back<sup>(1)(2)</sup> . \$103  
CHIEB    Chest Harness Interface Kit for PB Back<sup>(1)(2)</sup> . . \$52

1. Does not include the chest strap.  
 2. This Interface Kit is only Required for 4 point harnesses.

**MATRX ELAN HEADREST PAD<sup>(1)(2)</sup>**

ESP6    Matrx Elan Standard Pad 6" . . . . . \$310  
ESP10    Matrx Elan Standard Pad 10" . . . . . \$310  
ESP14    Matrx Elan Standard Pad 14" . . . . . \$310  
EOP9    Matrx Elan Occipital Pad 9" . . . . . \$341  
EOP12    Matrx Elan Occipital Pad 12" . . . . . \$341  
E4PTSM    Matrx Elan 4-Point Pad 9"W x 7"H . . . . . \$448  
ESP6-IC    Matrx Elan Standard Pad 6" with Infection Control . . . . . \$335  
ESP10-IC    Matrx Elan Standard Pad 10" with Infection Control . . . . . \$335

**MATRX ELAN HEADREST PAD<sup>(1)(2)</sup>**

ESP14-IC    Matrx Elan Standard Pad 14" with Infection InfectionControl . . . . . \$335  
EOP9-IC    Matrx Elan Occipital Pad 9" with Infection Infection Control . . . . . \$366  
EOP12-IC    Matrx Elan Occipital Pad 12"with Infection Control . . . . . \$366  
E4PTSM-IC    Matrx Elan 4-Point Pad 9"W x 7"H with Infection Control . . . . . \$473

1. Not compatible with sling back  
 2. If mounting on PB Elite must order removable hardware

**HEADREST MOUNTING HARDWARE OPTIONS**

MEMH    Elan Mini Removable HDW . . . . . \$285  
MEHW    Elan Multi-Axis Removable HDW . . . . . \$285

**MATRX FIXED LATERALS - FOR ELITE AND ELITE TR BACKS**

E2FLL    Matrx E2 Fixed Laterals-Left(6.5x5")<sup>(1)</sup> . . . . . \$195  
E2FLR    Matrx E2 Fixed Laterals-Right(6.5x5")<sup>(1)</sup> . . . . . \$195  
PBSSL    Matrx Small Lateral Fixed-Left(3x5.5") . . . . . \$113  
PBSSR    Matrx Small Lateral Fixed-Right(3x5.5") . . . . \$113  
PBLSL    Matrx Standard Lateral Fixed-Left(7.5x5") . . \$116  
PBLSR    Matrx Standard Lateral Fixed-Right (7.5x5")\$116  
PBOLL    Matrx Offset Lateral Fixed Left . . . . . \$125  
PBOLR    Matrx Offset Lateral Fixed Right . . . . . \$125

1. Only available on the E2 backrests.

**MATRX SWING AWAY LATERALS - FOR ELITE AND ELITE TR BACKS**

**Matrx Lateral Trunk Support Left<sup>(1)</sup>**  
EPADXL    Size XS (3.25x4.25") . . . . . \$115  
EPADSL    Size S (3.5x5.25") . . . . . \$115  
EPADML    Size M (3.75x5.75") . . . . . \$115  
EPADLL    Size L (4.25x6.5") . . . . . \$115

**Matrx Lateral Trunk Support Right<sup>(1)</sup>**  
EPADXR    Size XS (3.25x4.25") . . . . . \$115  
EPADSR    Size S (3.5x5.25") . . . . . \$115  
EPADMR    Size M (3.75x5.75") . . . . . \$115  
EPADLR    Size L (4.25x6.5") . . . . . \$115

1. Must choose swing away hardware below

**MATRX SWING AWAY HARDWARE - FOR ELITE AND ELITE TR BACKS**

SAEHBL    Matrx Elite Swing Away Hardware Left . . . . . \$250  
SAHEBR    Matrx Elite Swing Away Hardware Right . . . . . \$250  
OSAHL    Matrx Offset Elite Swing Away Hardware Left . . . . . \$250  
OSAHR    Matrx Offset Elite Swing Away HardwareRight . . . . . \$250

**Maxx Pediatric Rehab Seat on ROVI X3 R-Net Base**

Dealer Name: \_\_\_\_\_

Dealer Account Number: \_\_\_\_\_

PO #: \_\_\_\_\_

Tag: \_\_\_\_\_

**MAXX LATERALS TRUNK SUPPORTS<sup>(1)</sup>**

**Left Fixed Mount Lateral Trunk Support<sup>(1)</sup>**

Select Left Trunk Support Size

- LATXL Size XS (3.25" x 4.25") ..... \$100
- LATSL Size S (3.5" x 5.25") ..... \$100
- LATML Size M (3.75" x 5.75") ..... \$100
- LATLL Size L (4.25" x 6.5") ..... \$100

**Right Fixed Mount Lateral Trunk Support<sup>(1)</sup>**

Select Right Trunk Support Size

- LATXR Size XS (3.25" x 4.25") ..... \$100
- LATSR Size S (3.5" x 5.25") ..... \$100
- LATMR Size M (3.75" x 5.75") ..... \$100
- LATLR Size L (4.25" x 6.5") ..... \$100

1. Not compatible with "deep" matrix backs or sling back.

**Swing Away Trunk Support Hardware<sup>(4)</sup>**

- SALATL Left MAXX Style Swing Away HDW<sup>(1)</sup> ..... \$195
- Select Left Trunk Support Size
- LATXL Size XS (3.25" x 4.25") ..... \$100
- LATSL Size S (3.5" x 5.25") ..... \$100
- LATML Size M (3.75" x 5.75") ..... \$100
- LATLL Size L (4.25" x 6.5") ..... \$100
- SALATR Right MAXX Style Swing Away HDW<sup>(1)</sup> ..... \$195
- Select Right Trunk Support Size
- LATXR Size XS (3.25" x 4.25") ..... \$100
- LATSR Size S (3.5" x 5.25") ..... \$100
- LATMR Size M (3.75" x 5.75") ..... \$100
- LATLR Size L (4.25" x 6.5") ..... \$100
- ATLL Additional Telescoping Link - Left ..... \$75
- ATLR Additional Telescoping Link - Right ..... \$75

- 1. Up to 2.75" medial offset
- 2. Recommended for all backs except rehab back, PB and elite deep backs
- 3. Medial offset depends on back thickness
- 4. Must choose fixed mount and pads

**HIP SUPPORTS**

**Lateral Hip Support with Fixed Mounting Hardware Left<sup>(1)</sup>**

Select Pad Size and mounting position at Hip:

- HSPXLH Size XS (5.5" W x 4" H) mounted at Hip . . . \$120
- HSPSLH Size S (7" W x 6" H) mounted at Hip . . . . . \$120
- HSPMLH Size M (9" W x 4" H) mounted at Hip . . . . . \$120
- HSPLLH Size L (13" W x 4" H) mounted at Hip . . . . . \$120

Select Pad Size and mounting position at Knee:

- HSPXLK Size XS (5.5" W x 4" H) mounted at Knee . . . \$120
- HSPSLK Size S (7" W x 6" H) mounted at Knee . . . . . \$120
- HSPMLK Size M (9" W x 4" H) mounted at Knee . . . . . \$120
- HSPLLK Size L (13" W x 4" H) mounted at Knee . . . . . \$120

**HIP SUPPORTS - CONTINUED**

**Lateral Hip Support with Fixed Mounting Hardware Right<sup>(1)</sup>**

Select Pad Size and mounting position:

- HSPXRH Size XS (5.5" W x 4" H) mounted at Hip . . . . \$120
- HSPSRH Size S (7" W x 6" H) mounted at Hip . . . . . \$120
- HSPMRH Size M (9" W x 4" H) mounted at Hip . . . . . \$120
- HSPLRH Size L (13" W x 4" H) mounted at Hip . . . . . \$120

Select Pad Size and mounting position at Knee:

- HSPXRK Size XS (5.5" W x 4" H) mounted at Knee . . \$120
- HSPSRK Size S (7" W x 6" H) mounted at Knee . . . . . \$120
- HSPMRK Size M (9" W x 4" H) mounted at Knee . . . . . \$120
- HSPLRK Size L (13" W x 4" H) mounted at Knee . . . . \$120

1. Must choose swing away hardware below if required.

**REMOVABLE HIP SUPPORT HARDWARE**

**Lift Off Removable Hardware for Hip Support**

- LOHL Left . . . . . \$195
- LOHR Right . . . . . \$195

**MAXX Style Quick Release, Removable, Multi-Axis Mounting Hardware for Hip Supports**

Select mounting position:

- MHSHLH Left mounted at Hip . . . . . \$215
- MHSHLK Left mounted at Knee . . . . . \$215
- MHSHRH Right mounted at Hip . . . . . \$215
- MHSHRK Right mounted at Knee . . . . . \$215

**Swing Away Removable Hardware for Hip Supports**

Select mounting position:

- SHSHLH Left mounted at Hip . . . . . \$215
- SHSHLK Left mounted at Knee . . . . . \$215
- SHSHRH Right mounted at Hip . . . . . \$215
- SHSHRK Right mounted at Knee . . . . . \$215

**Extended Maxx Style Quick Release, Removable, Multi-Axis Mounting Hardware for Hip Supports<sup>(1)</sup>**

Select mounting position:

- EMQHLH Left mounted at Hip . . . . . \$215
- EMQHLK Left mounted at Knee . . . . . \$215
- EMQHRH Right mounted at Hip . . . . . \$215
- EMQHRK Right mounted at Knee . . . . . \$215